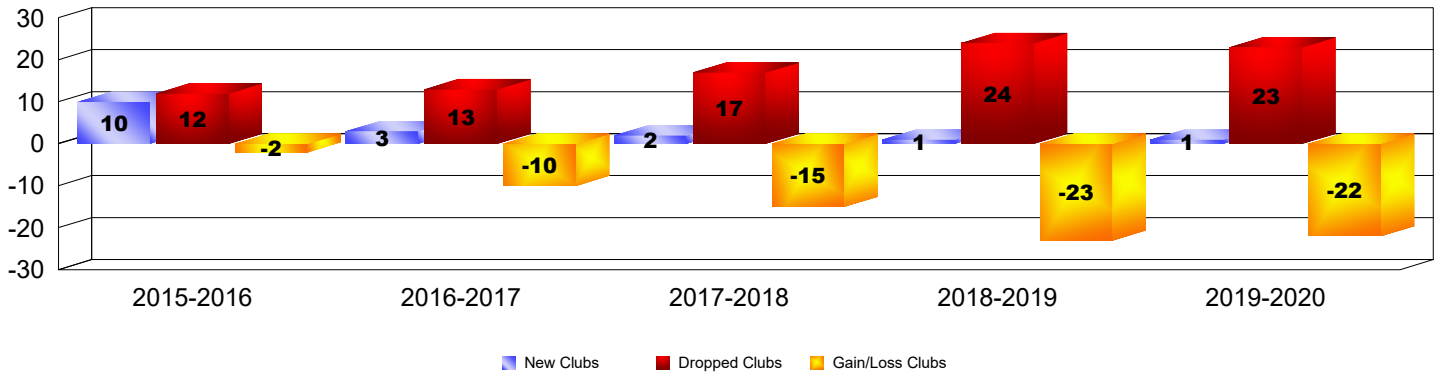


Multiple District 107

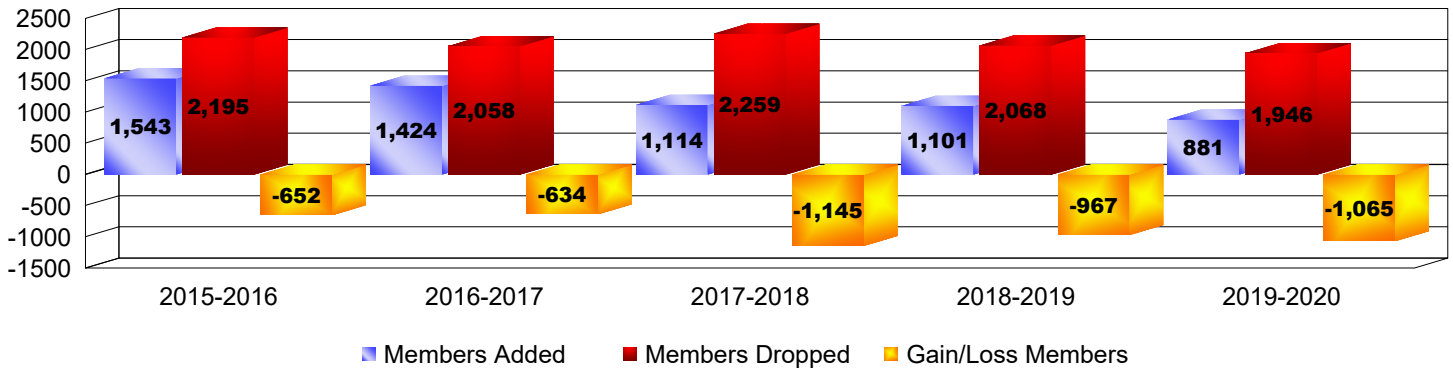
As of June 2020 Cumulative

Year	New Clubs	Dropped Clubs	Gain/Loss Clubs	New Members	Charter Members	Reinstate Members	Transfer Members	Total Member Added	Total Members Dropped	Gain/Loss Members
2015-2016	10	12	-2	1,159	254	22	108	1,543	2,195	-652
2016-2017	3	13	-10	1,161	114	8	141	1,424	2,058	-634
2017-2018	2	17	-15	938	78	16	82	1,114	2,259	-1,145
2018-2019	1	24	-23	909	43	25	124	1,101	2,068	-967
2019-2020	1	23	-22	732	34	17	98	881	1,946	-1,065
Average	3	18	-14	980	105	18	111	1,213	2,105	-893


Clubs



Members



Membership Composition June 2020 Cumulative



Gender Comparison June 2020 Cumulative

